



Ardshinbank

Investor Presentation

2023 H1



Agenda

I.	ARDSHINBANK IN BRIEF	3
II.	DIVERSIFIED BUSINESS MIX WITH HEALTHY RISK PROFILE	6
III.	HIGH CORPORATE GOVERNANCE STANDARDS AND EXPERIENCED MANAGEMENT TEAM	9
IV.	OPERATIONAL ENVIRONMENT	11

I. Ardshinbank in brief

Key facts



Leading systemically important bank in Armenia with 17.7% market share by total assets (as of June 2023)



Universal bank with strong focus on retail and SME and Micro and serving long-standing blue-chip corporate base



Over 355,000 customers including over 6,000 legal entities and 349,000 individuals.



Strong omnichannel distribution platform with 64 branches, over 145 ATMs, 1,500 POS terminals and over 2,000 self-service terminals supported by comprehensive mobile / online banking platform (73% of transactions are made in mobile).



Sustainable through-the-cycle performance with leading profitability and efficiency (ROAE of 49.4% for H1 2023)



High corporate governance standards with predominantly independent Board of Directors and experienced management team. Ardshinbank is consistently audited by **Big 4** audit firms, currently, by **KPMG**.



The only non-sovereign from Armenia which has issued RegS/144A public Eurobonds.

Market position

1H 2023



by total assets by total deposits by net profit by retail deposits by international financing by ROE by branch network by net loans

S&P Global B+ (Positive)² **MOODY'S Ba3 (Stable)**¹ **FitchRatings BB- (Stable)**²

Note: (1) – LT Bank Deposits; (2) – LT Issuer Default Rating; (3) – based on CBA requirements. Balance sheet items converted at the official Armenian dram to USD exchange rate as of 31 December of the respective year: AMD 483.75 as of 2018, AMD 479.7 as of 2019, AMD 522.59 as of 2020, AMD 480.1 in 2021, AMD 393.57 as of 2022 and AMD 386.06 as of 30.06.2023. Income statement items converted using the average the official Armenian dram to USD exchange rate for respective period: AMD 483.03 in 2018, AMD 480.24 in 2019, 489.44 in 2020, AMD 503.2 in 2021, AMD 434.86 in 2022 and AMD 389.71 in H1 2023.

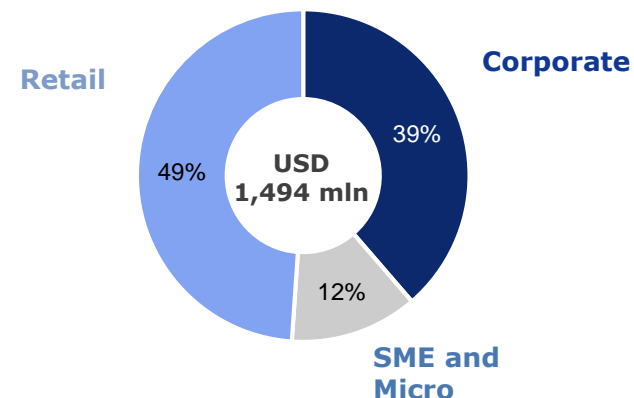
Source: Central Bank of Armenia

Key financial highlights

USD mln	2018	2019	2020	2021	2022	2023 H1
Key metrics						
Net Loans	944	974	1,127	1,196	1,350	1,441
Total Assets	1,391	1,503	1,755	2,104	3,958	3,885
Customer Deposits	759	828	650	872	2,409	2,382
Shareholders' Equity	135	162	166	208	370	431
Operating Income	57	75	88	86	290	292
Net Profit	13	21	21	27	143	98
Key ratios						
ROE	9.8%	12.7%	13.1%	15.7%	62.2%	52.9%
Cost to income	41.1%	38.0%	30.0%	32.9%	18.7%	18.0%
NPL	4.7%	6.1%	7.8%	5.6%	4.7%	5.7%
TCAR (CBA) ³	13.0%	15.4%	13.1%	13.9%	20.2%	19.0%

Gross loan portfolio structure

2023 H1



I. Leading omnichannel distribution platform in Armenia

Modern branch network covering all provinces of Armenia...

 **64**
branches

 **145**
ATMs

 **2,034**
POS
terminals

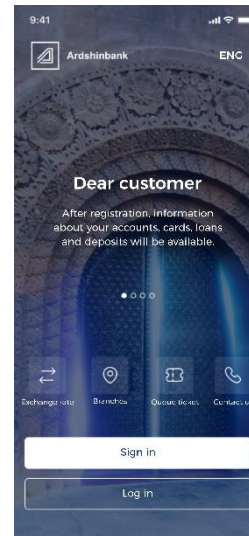
Ardshinbank branches coverage in Armenia

- Continuing modernization of branches with new technologies applied
- Customer centric branch layout
- 24/7 service area within the branch allowing customers to take banking transactions any time



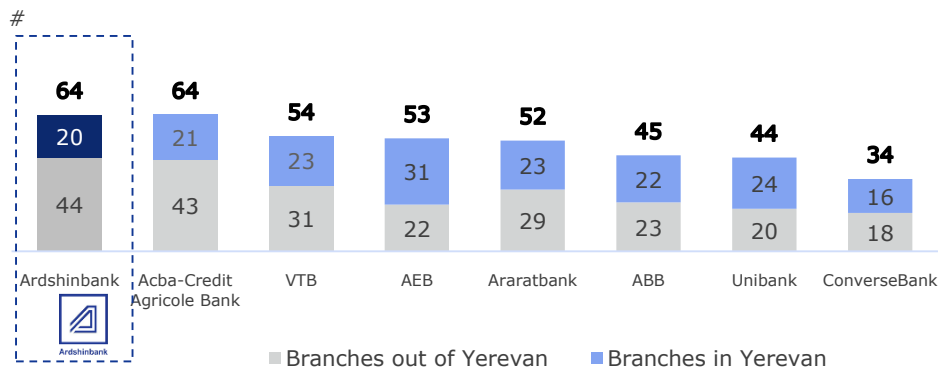
...supported by Mobile / Online Banking for retail and SME customers

Actively developing remote access tool which allows individual customers to conduct financial transactions 24/7



- Card accounts management
- Get / repay a loan
- Money transfers
- Insurance
- Bank transfers
- Deposits placement and replenishments
- Online payments
- PayX (alternative payment service using QR code)
- Exchange currency
- Income / costs statistics
- Schedule an appointment at the bank

Branch network



Agenda

I.	ARDSHINBANK IN BRIEF	3
II.	DIVERSIFIED BUSINESS MIX WITH HEALTHY RISK PROFILE	6
III.	HIGH CORPORATE GOVERNANCE STANDARDS AND EXPERIENCED MANAGEMENT TEAM	9
IV.	OPERATIONAL ENVIRONMENT	11

II. Risk management

Credit Risk

Corporate

- Centralized decision making and loan administration
- Independent collateral appraisal, reappraisal
- Internal rating system through rigorous financial analysis
- On-line checks for company data from public registry
- Individual project finance approach
- Target borrowers with stable and verifiable income
- Management quality analysis as one of the key factors for approval
- Early warning indicators system for current monitoring

SME

- Internal rating system through rigorous financial analysis
- Well-designed combination of credit scoring and rating systems for SMEs
- Cross checking modules for SME data verification on front line
- Fine-tuned SME lending software with semi-automated risk assessment system
- Group lending techniques with mutual guarantees
- On site monitoring, using large branch network

Retail

- Automated information flows between branches and head office
- Application scoring model implemented
- Behavioral scoring model implemented
- Extensive use of high-quality credit bureau data
- Traditionally effective mortgage lending procedures implemented
- Sophisticated portfolio monitoring

Market and Liquidity Risk

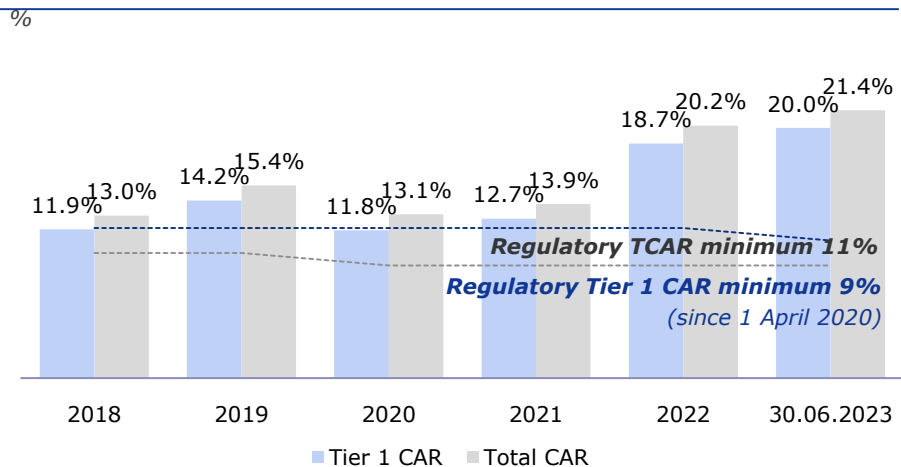
- Maturity mismatches are under control – GAP and duration analysis implemented
- Dedicated committee
- Portfolio and sub portfolio VAR estimation
- Monthly stress testing for interest and liquidity risk
- Repos and currency swaps are in practice

Operational Risk

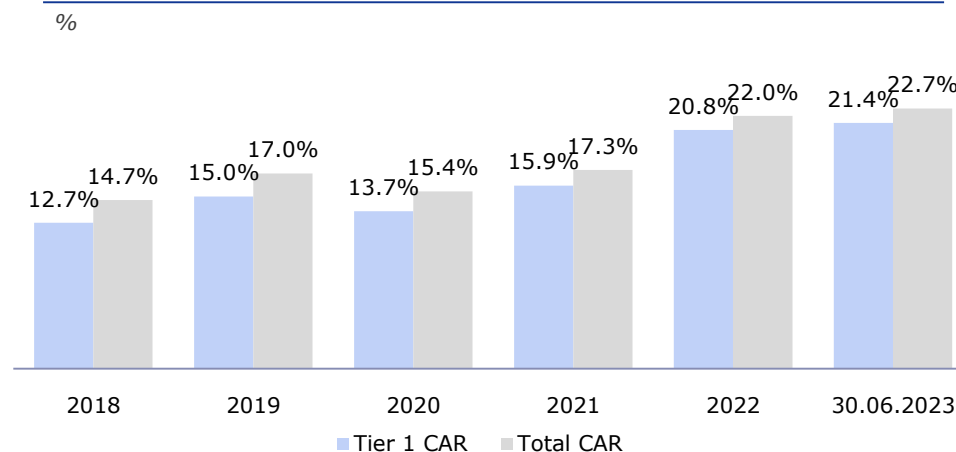
- Dedicated operational risk management unit
- Operational risk database over 3 years old
- Early warning system implemented
- Limits and 4 eyes principle in place
- BBB insurance at Brit Insurance

II. Capitalization above regulatory requirements

Capital adequacy ratios (CBA)¹



Capital adequacy ratios (Basel II)²



Note: (1) - Capital Adequacy Ratios and Risk Weighted Assets are calculated according to CBA requirements, (2) - Capital Adequacy Ratios are calculated according to Basel 2 standards; (2) - Converted at the official Armenian dram to USD exchange rate as of 31 December of the respective year: AMD 483.75 as of 2018, AMD 479.7 as of 2019, AMD 522.59 as of 2020, AMD 480.14 as of 2021, AMD 373.57 as of 2022 and AMD 386.06 as of 30.06.2023.

II. Regulatory framework

Loan classification and provisioning

Categories	Objective criteria	Subjective criteria	Level of provision
Standard	Current	There are no signs of deterioration in a borrower's financial condition	General provision of 1%
Watch	Less than 90 days past due	There are negative tendencies of deterioration in a borrower's financial condition which may affect the ability to service the loan	10% for LC ¹ 12% for FC ²
Substandard	91-180 days past due	The debt is not serviced as arranged because of the deterioration in the borrower's financial condition and inability to repay the loan	20% for LC 24% for FC
Doubtful	181-270 days past due	Primary sources of repayment are insufficient. Collection of 20-79% of loan is possible through realization of collateral	50% for LC 60% for FC
Loss	More than 271 days past due	The loan is totally impaired and its continuance as the loan is not warranted	100% for LC 100% for FC

- The Bank classifies its assets and creates loan provisions in accordance with CBA regulations and IFRS standards:
 - Corporate loans are monitored and classified individually,
 - Consumer and SME loans are formed into group of assets based on common characteristics (e.g. mortgage loans, credit cards, micro loans, etc.) and group impairment is conducted based on an approved methodology of migration matrix.
- NPL recovery takes on average 3 months after notifying the borrower through non-judicial pledge perfection procedure (out of court).

Note: (1) – Local currency; (2) – Foreign currency

Components of regulatory capital

- Stricter approach on involvement of Tier II Capital in Regulatory Capital (the value of Tier II capital included in Regulatory Capital calculation must be less than 50% of Tier I capital)
- Adoption of most conservative approach to component deduction from Regulatory Capital
- Provisions to loan loss reserve are directly reduced from Total Capital through profit and loss: loan loss Reserve is not a component of Tier II Capital
- The value of intangible assets and tangible assets not used by the Bank in its ordinary business are deducted from the Regulatory Capital after 6 months from acquiring
- In February 2019, the CBA adopted a new regulation with the aim of strengthening the stability of the Armenian banking system:
 - Specific capital conservation buffer requirements have been set: 0.5% in 2020, 1% in 2021, 1.5% in 2022, 2% in 2023, and 2.5% from 1 January 2024 onwards
 - Capital countercyclical buffer ranges from 0% to 2.5%, with the minimum level set at 0.25%
 - Systemic buffers: 0.5% from 2021, 1% from 2022 and 1.5% from 2023 onwards

Regulatory compliance

30.06.2022

	CBA	Bank
Capital Adequacy	> 11%	19.0%
High Liquid Assets /Total Assets	> 15%	51.48%
High Liquid Assets /Demand Liabilities	> 60%	103.14%
Single Party Exposure	< 20%	14.45%
Exposure to Major Borrs.	< 500%	141.04%
Related Party Exposure	< 5%	1.21%
Exposure to all related parties	< 20%	6.10%
Reserve Requirement	LC - 4%; FC- 18%	

III. High Corporate Governance standards and experienced management team

General Meeting of Shareholders (Supreme governing body)

Board of Directors

5 Members

3 Independent

Karen Safaryan
Chairman

Aram Andreasyan

Garegin Tosunyan
Independent Member

Vache Gabrielyan
Independent Member

Tigran Sargsyan
Independent Member

Karen Safaryan
Chairman of Board of Directors, final ultimate beneficiary of "Arshinbank" CJSC

- ✓ Karen Safaryan was born in 1963 and has been Chairman of the Board of Directors since 2003
- ✓ Mr. Safaryan also serves as the Chairman of the Board of Directors of Arins Group LLC - Ardshinbank's holding company
- ✓ Mr. Safaryan currently holds direct and indirect ownership in around 25 companies in Armenia.
- ✓ He graduated from the Azerbaijan Polytechnic Institute in 1985

Key functions of the Board of Directors

✓ Determines general strategy

✓ Establishes committees to advise Board of Directors on specific issues

✓ Supervises the activities of the Bank

✓ Appoints Management Board members

Management Board

9 Members

Artak Ananyan
Chairman

David Sargsyan
Deputy Chairman of the Management Board, Director of Investment Business

Artur Gyulazyan
Deputy Chairman of the Management Board, Director of Private Banking

Artak Khachatryan
Director of Retail Business

Harutyun Ispiryan
Chief Digital and Talent Officer

Lusine Nersisyan
Chief Risk Officer

Hovhannes Mkrtichyan
Chief Accountant

Armen Gasparyan
Director Corporate Business

Artur Hakobyan
Director of SME Business

Credit Committee

- Implements the credit policy
- Approves lending transactions within the limits set by MB

Retail credit committee

- Approves loans within the limits and authority delegated by Credit Committee

Technological committee

- Coordinates issues related to the streamlining and improvement of business processes

ALCO

- Determines product mix, pricing and risk profile
- Defines limits on lending and borrowing transactions

Agenda

I.	ARDSHINBANK IN BRIEF	2
II.	DIVERSIFIED BUSINESS MIX WITH HEALTHY RISK PROFILE	6
III.	HIGH CORPORATE GOVERNANCE STANDARDS AND EXPERIENCED MANAGEMENT TEAM	9
IV.	OPERATIONAL ENVIRONMENT	11

IV. Armenia at a glance – key country facts

Key indicators (2022)

12.6%

GDP growth

-0.5%¹

Inflation

USD 19.5 bn

Nomial GDP

USD 7.0 ths

GDP per capita

2.3%

Budget deficit

S&P Global
Ratings

B+ (Positive)²

MOODY'S

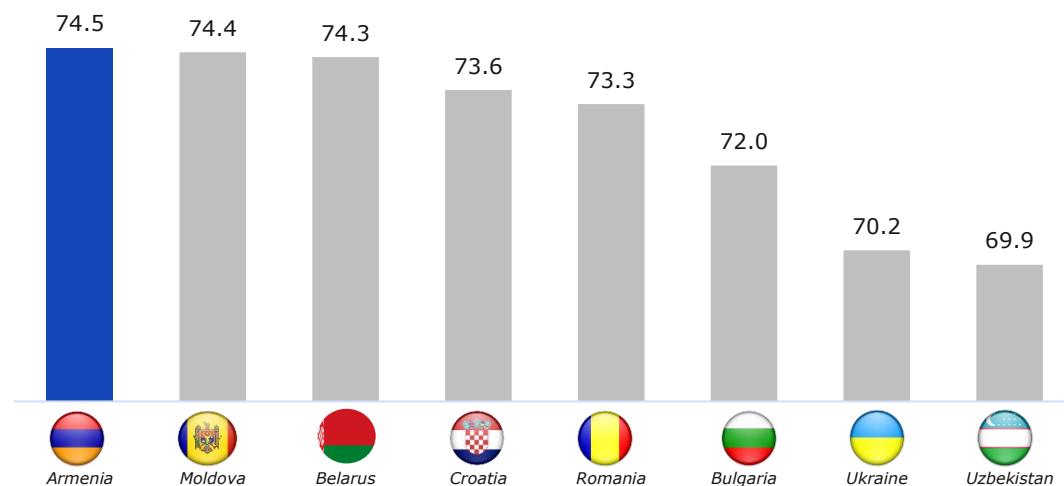
Ba3 (Stable)³

FitchRatings

BB- (Stable)⁴

Sovereign rating

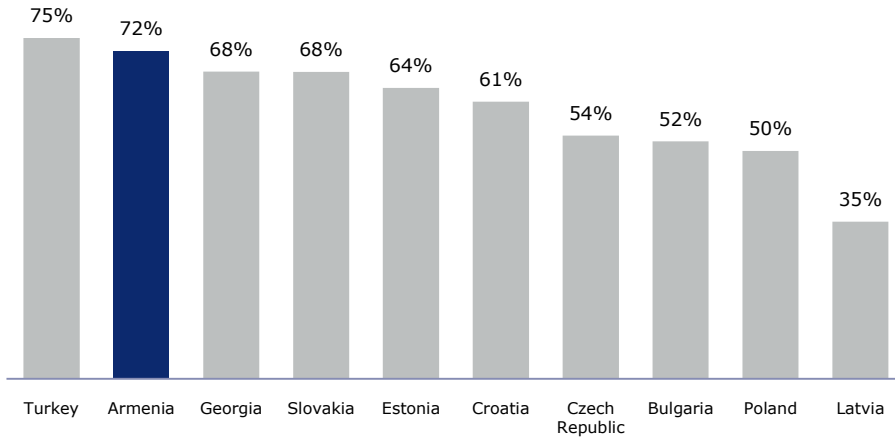
Ease of doing business ranking (2020)⁵



IV. Profitable banking sector with strong growth potential

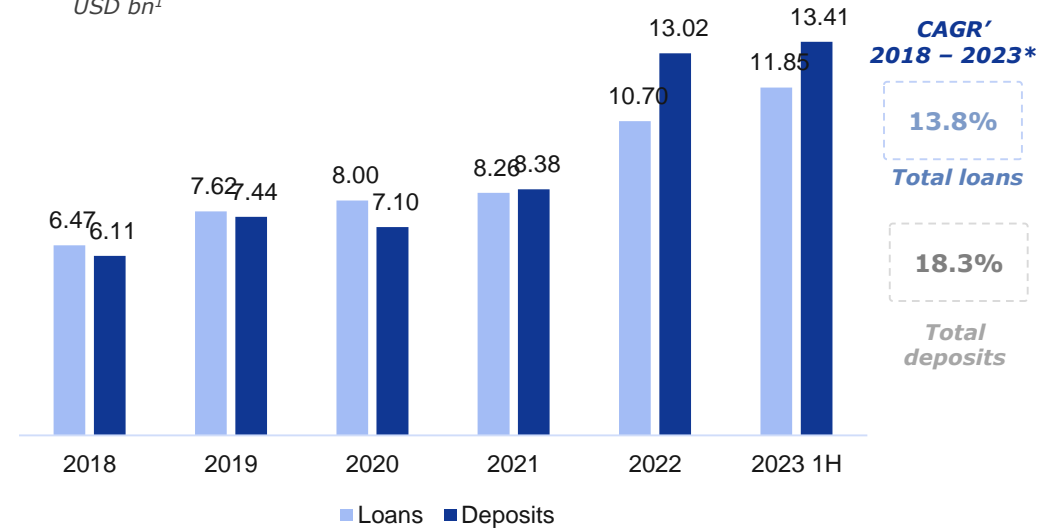
Banking sector penetration

Loans % of GDP, 2021

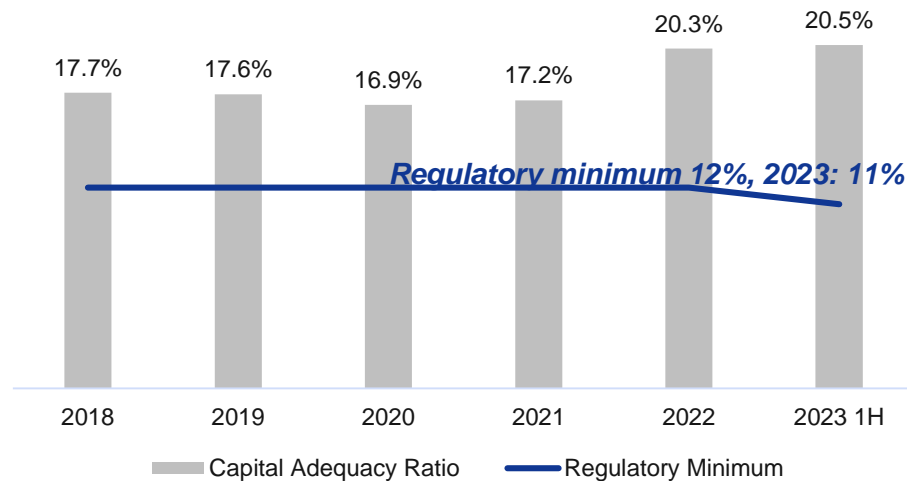


Market growth

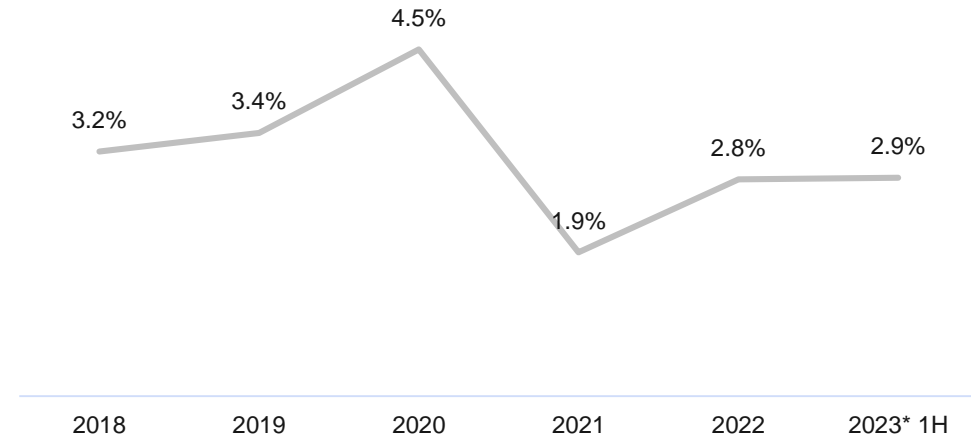
USD bn¹



Capitalization



Asset quality



Note: (1) - converted at the official Armenian dram to USD exchange rate as of 31 December of the respective year: AMD 483.75 as of 2018, AMD 479.7 as of 2019, AMD 522.59 as of 2020 and AMD 480.14 as of 2021 and AMD 386.06 as of 30 June 2023.

* Time series are revised according to the regulatory amendment of non performing loans definition (watch category is excluded from non performing loans)

Source: Central Banks of countries (regarding banking penetration), Central Bank of Armenia

IV. Credible monetary policy

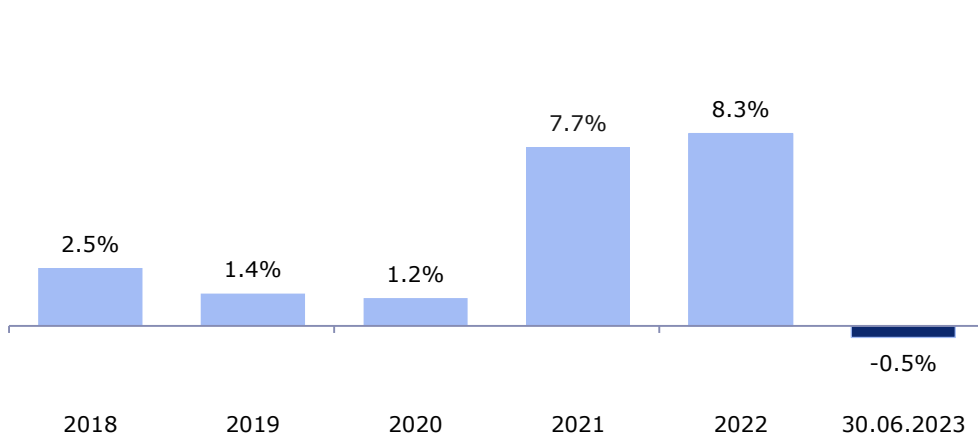


Efficient inflation targeting policy

- Inflation rate has increased to -0.5% for June-23
 - In mid-term forecast inflation is expected to gradually pick up, reaching target of 4% in 2023F (tolerance band of $\pm 1.5\%$)
- Key inflation targeting instrument is the adjustments in the interest rate on short-term loans from the CBA to the domestic banking system (the "Refinancing Rate")
- To increase the effectiveness of inflation targeting and monetary transmission mechanism, Central Bank of Armenia takes additional measures:
 - Development of a well-functioning interbank market
 - Banking sector de-dollarization

Inflation rate

CPI, %



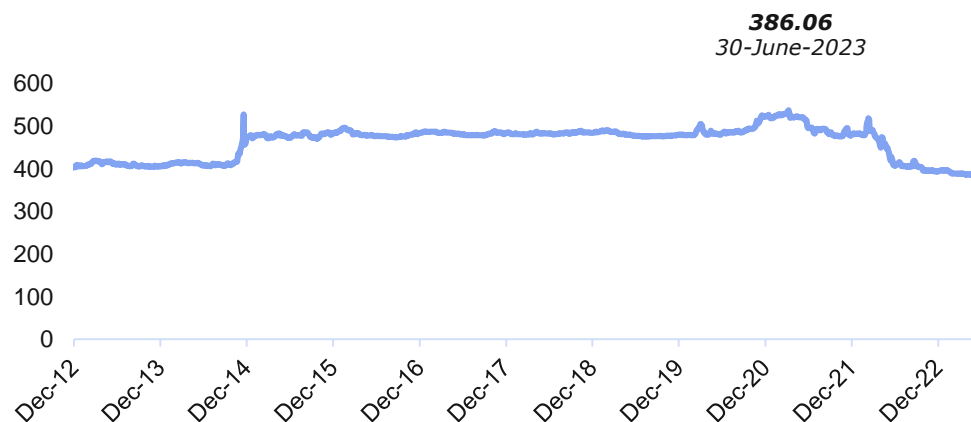
Source: Central Bank of Armenia



Stable currency under managed floating exchange rate regime

- Central Bank of Armenia considers the exchange rate as a key shock absorber in protecting competitiveness and maintaining international gross reserves at adequate levels
- Central Bank of Armenia agreed that FX intervention should be limited to addressing large and disorderly swings only

Exchange rate over the past 10 years



«ԱՐԴՇԻՆԲԱՆԿ» ՓԲԸ

ՀԱՇՎԵՏՈՒ ԹՈՂԱՐԿՈՂԻ ՊԱՏԱՏԻԱՆԱՏՈՒ ԱՆՁԱՆՁ ՀԱՅՏԱՐԱՐՈՒԹՅՈՒՆ

Սույնով հաստատում ենք, որ մեր լավագույն տեղեկացվածության համաձայն՝

«Արդշինբանկ» ՓԲԸ/ այսուհետ՝ Թողարկող/՝ 2023թ. առաջին կիսամյակի ֆինանսական հաշվետվությունում ներառված տեղեկությունները ճշգրիտ և լիարժեք են և բոլոր էական առումներով համապատասխանում են «Արժեթղթերի շուկայի մասին» ՀՀ օրենքին և ՀՀ Կանոնակարգ 4/04-ի պահանջներին:


Ներկայացված՝ 2023թ. առաջին կիսամյակի միջանկյալ ֆինանսական հաշվետվությունները կազմված են ֆինանսական հաշվետվությունների միջազգային ստանդարտների համաձայն և, բոլոր էական առումներով, ճշգրիտ և լիարժեք ձևով արտացոլում են Թողարկողի ակտիվների և պարտավորությունների, ֆինանսական վիճակի, եկամուտների և ծախսերի իրական պատկերը 2023թ. հունիսի 30-ի դրությամբ, ինչպես նաև Թողարկողի գործունեության արդյունքներն ու դրամային միջոցների հոսքերը հաշվետու ժամանակաշրջանի համար:

<u>Արտակ Անանյան</u> անուն ազգանուն	<u>Վարչության նախագահ</u> պաշտոն	 ստորագրություն
<u>Դավիթ Սարգսյան</u> անուն ազգանուն	<u>Վարչության նախագահի տեղակալ, Ներդրումային բիզնեսի տնօրեն</u> պաշտոն	ստորագրություն
<u>Արթուր Գյուլազյան</u> անուն ազգանուն	<u>Վարչության նախագահի տեղակալ, Փրայվիթ բանկինգի տնօրեն</u> պաշտոն	ստորագրություն
<u>Արմեն Գասպարյան</u> անուն ազգանուն	<u>Վարչության անդամ, Կորպորատիվ բիզնեսի տնօրեն</u> պաշտոն	 ստորագրություն
<u>Հարություն Իսպիրյան</u> անուն ազգանուն	<u>Վարչության անդամ, Թվայնացման և տաղանդների կառավարման գծով տնօրեն</u> պաշտոն	ստորագրություն
<u>Արտակ Խաչատրյան</u> անուն ազգանուն	<u>Վարչության անդամ, Մանրածախ բիզնեսի տնօրեն</u> պաշտոն	 ստորագրություն
<u>Արթուր Հակոբյան</u> անուն ազգանուն	<u>Վարչության անդամ, ՓՄՁ բիզնեսի գծով տնօրեն</u> պաշտոն	 ստորագրություն



Հովհաննես Մկրտիչյան
անուն ազգանուն

**Վարչության անդամ,
Գլխավոր հաշվապահ**
պաշտոն



ստորագրություն

Լուսինե Ներսիսյան
անուն ազգանուն

**Վարչության անդամ,
Ռիսկերի կառավարման տնօրեն**
պաշտոն



ստորագրություն

